

MORE

						()	
		DZL1-1.25-AII			7	0	2010-11-7
		LSC1.0-0.7-AII/WII			9	0	2011-1-6
		YLL2400MA			9	10	2010-11-3
		DZL1-0.7-AII			6	0	2010-10-30
		WNS4-1.25-YQ			8	10	2010-10-28
	8	SZL8-1.25-AII			8	0	2010-10-23
		10			7	0	2010-10-21
		10			8	0	2010-10-21
		20			8	0	2010-10-21

MORE

		2			7	5-8	2010-11-7
		LHG1-0.7-AIII			8	2-3	2010-11-4
		2			7	5-8	2010-11-4
		2			7	5-8	2010-10-28
		1			7	1-3	2010-10-25
		10			8	18-25	2010-10-23
		SZL7-1.O/95/70			8	20-25	2010-10-19
					7	1-2	2010-10-19
		WNS1-1-Q			8	3-5	2010-10-8

制造压力容器
I、II类

手烧炉

MORE

MORE












0.5

2T

[!\[\]\(6992c504e4c7953aa4e93e6f10c4af24_img.jpg\)](#)
[!\[\]\(f54d27f1cd2ef3b49bdea18a4a1528c9_img.jpg\)](#)
[!\[\]\(2f4354701badd30f9fc3504f92322b21_img.jpg\)](#)

靖江市亚太泵业有限公司

Diagram illustrating a large dataset (500 rows) split into two groups (left and right) by a vertical line. Each group contains 500 small circular icons, representing individual data points or samples.

	MORE		MORE
			
			
			
	...		
			boiler reformi...
 07		